

Recessed luminaire - Micro-prismatic diffuser - direct distribution

Sheet steel housing suitable for ceilings with visible T-rails, concealed symmetrical rail constructions and recessed ceilings; Housing colour traffic white RAL 9016; Direct light distribution using microprismatic pane made of PMMA, a soft light shines through frosted diffusers; neutral white light colour (840) with very good colour consistency and high colour rendering $R_a > 80$ for VDU workstations, $65^\circ < 3000 \text{ cd/m}^2$ with omnidirectional glare suppression according to current DIN-EN 12464-1 standard.; Integrated LED driver design.. Wired ready for connection via 9-pin connection terminal with plug-in contacts. Light Control: netlife easyM5S5; Regiolux Classification: netlife easy; Control signal: DALI broadcast; Number of control gear (max): 32; Communication: Wired; Sensor technology: PIR - passive infrared; Installation height (min/max): 2m to 5m; Monitoring area: max. $D=7\text{m}$; Remote control: 84501041200; Optional remote control: 84501042100; Application: Office, Secondary rooms, Meeting rooms, Classrooms, Corridors; Function: Motion detection, presence detection, Daylight control, Manual dimming, Corridor function. TNE-BM mounting mechanism 4 pcs. 600/625 for concealed symmetrical rail constructions or recessed ceilings, please order separately.

CHARACTERISTICS

Order number	50802118670
EAN number	4020863356768
Commodity code	94051190
Certification mark	IP 20, Protection class I, VDU 65° < 3000, F, F-"roof" mark, Indoor, CE
Impact resistance (IK rating)	IK02
Ambient temperatur	ta 25°C
Warranty period	5 years

ELECTRICAL ENGINEERING

Controller	Electronic driver M5S5 DALI (1 pcs.)
System output	35W
Mains voltage	230V/50Hz
Circuit breakers (inrush current)	14 pieces/B10, 23 pieces/B16, 23 pieces/C10, 38 pieces/C16
Energy efficiency class/light source	C

LIGHTING TECHNOLOGY

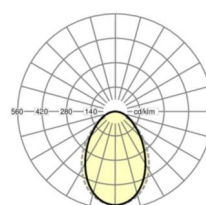
Placement	LED, Colour rendering/Light colour CRI ≥ 80 / 4000K
Colour tolerance (MacAdam)	3SDCM
Photobiological safety (Luminaire)	RG0
Nominal luminous flux	4015lm
LED service life	50000h L80/B10 (Tq 25°C)
Luminaire luminous efficiency	116lm/W
UGR lat./long.	18.6 / 18.9

MECHANICS

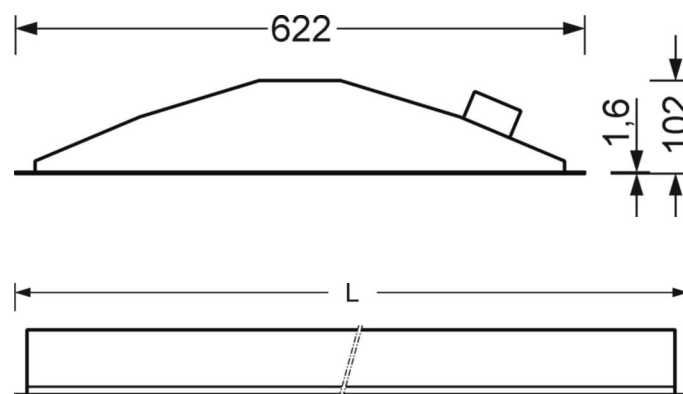
Housing colour	traffic white RAL 9016
Dimensions (LxWxDxH)	622mm x 622mm x 102mm
Depth	100mm
Ceiling system	Ceilings with visible T-rails [s-TS] (625x625 mm), Concealed symmetrical rail construction [VS] (625x625 mm), cut-out ceilings [AD]
Ceiling cut-out (LxW/D)	585mm x 591mm
Installation depth	120mm [AD]; 250mm [s-TS]; 120mm [VS]
Weight (net)	5.5kg
Type of installation	Recessed mounting, Ceiling installation individual mounting

DEEP-LINK

<https://www.regiolux.de/en/article/50802118670>



Reference	LED 4000lm 840
η_{LB}	100 %
$\Phi \downarrow / \uparrow$	100 % / 0 %
UGR lat./long.	18.6 / 18.9
VDU	$65^\circ < 3000 \text{ cd/m}^2$



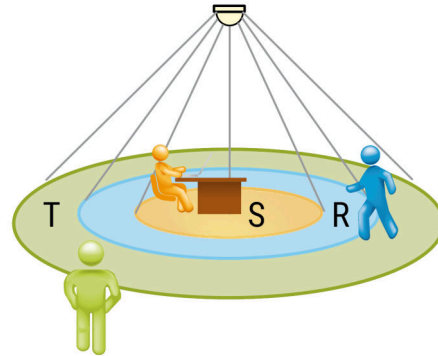
Dimensions

L	622 mm	Length
B	622 mm	Width
H	102 mm	Height
T	100 mm	Depth
DA(L)	585 mm	Cutting dimension length
DA(B)	591 mm	Cutting dimension width
Et(AD)	120 mm	Ceiling distance minimum (cut-out ceiling)
Et(TS)	250 mm	Ceiling distance minimum - recommended (visible T-rail)
Et(VS)	120 mm	Ceiling distance minimum (concealed symmetrical)
MLTS1	625 mm	Module dimension length (visible T-rail)
MLTS_1/2	625	Module dimension length (visible T-rail) 1/2
MLVS	625 mm	Module dimension length (concealed symmetrical)
MBTS1	625 mm	Module dimension width (visible T-rail)
MBTS_1/2	625	Module dimension width (visible T-rail) 1/2
MBVS	625 mm	Module dimension width (concealed symmetrical)

LC SYSTEM

CHARACTERISTICS

Regiolux Classification	netlife easy
Control signal	DALI broadcast
Number of control gear (max)	32
Communication	Wired
Sensor technology	PIR - passive infrared
Installation height (min/max)	2m to 5m
Remote control	84501041200
Optional remote control	84501042100
Application	Office, Secondary rooms, Meeting rooms, Classrooms, Corridors
Function	Motion detection, presence detection, Daylight control, Manual dimming, Corridor function



MONITORING AREA

Mounting Height	2,5m	3,5m	5m
Ø max. sitting[S]	3,3m	5m	-
Ø max. radial[R]	5,3m	7m	7m
Ø max. tangential[T]	-	-	-

